Honeywell | Gas Detection

Touchpoint™ Plus

A whole new control experience

Touchpoint™ Plus

Touchpoint Plus brings a whole new control experience to your small system of gas detectors. **Touchpoint Plus** is an easily configurable, wall-mounted control system that supports up to 16 gas detection channels. Its modular approach enables you to take control and configure what you need for a wide range of applications.

Delivering Reliable Control

- *Honeywell reliability from the most trusted experts in gas detection*
- *Built-in battery backup for constant uptime*
- *Robust, shockproof housing for a wide range of industrial environments*

Flexible Capabilities

- *Compatible with the full range of Honeywell gas detectors*
- *Powered audiovisual alarms simplify field installation*
- *Configuration includes easy grouping and voting alarm logic without specialist knowledge*
- *Next-generation compatibility*
- *Optional Modbus output for integration with a higher level system*

Providing Ease and Efficiency

- *Quick and easy installation, configuration, setup, and maintenance*
- *Easy diagnostics, data, and reporting*
- *Minimum training time*
- *Large color touchscreen LCD*
- *Multilingual functionality*
- *Green-yellow-red status at a glance*

The signature feature of the Touchpoint line is a user-friendly touchscreen interface, which the **Touchpoint Plus** takes to a new level. With this unique interface, it's easier than ever to see the status of your system at a glance - maximizing the time you have to make the right decisions. The intuitive, multilingual interface simplifies operation and reduces training requirements. The full-color stoplight-style status indication provides clarity from a distance too.

Touchpoint Plus features a comprehensive set of outputs as standard, including common alarms and dedicated drives for remote audiovisual indicators. Its modularity enables you to customize your system to meet your specific application requirements. Selecting the right detector for use with your controller can deliver significant savings in startup costs and ongoing operations. Our global partner network and dedicated application specialists are able to help you make the right choices for your industry.

With everything at your fingertips, you can take ownership of your system and operate it with confidence, helping to ensure the safety of your people and the productivity of your site.

Unique User Experience

Taking the user experience to a whole new level

Want to fully utilize your controller?

Built for ease – so you can operate it with confidence

Want peace of mind?

Engineered to the highest standards of quality and reliability

Want a simple end-to-end solution?

Easy ordering, installation, and servicing from the gas detection experts

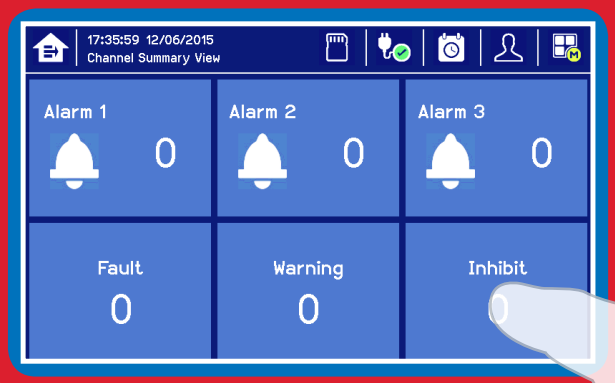

Want to simplify system setup?

With the intuitive, ergonomic touchscreen, setup couldn't be easier

Want to make fast, informed decisions?

System status at a glance when time is critical

Want to know what's going on?

View real-time and historical data, analyze readings, and much more

Large color touchscreen LCD with multilingual options

Built-in sounder

Clear common status indicators (green, yellow, red)

Mute/Reset

Individual channel status indicators (green, yellow, red)

One System Solution

Honeywell Analytics' one system solution to meet your safety requirements

Touchpoint™ Plus provides a reliable safety solution for small-scale gas detection systems across a wide range of applications and industries. If you need to integrate your gas detection with a higher-level management system, the Modbus output option makes this straightforward.

As the heart of your gas detection system, Touchpoint Plus is designed to work with Honeywell's industry-leading gas detectors and drive actuators, and audible and visual alarms to provide a complete end-to-end solution that you can configure as your own.

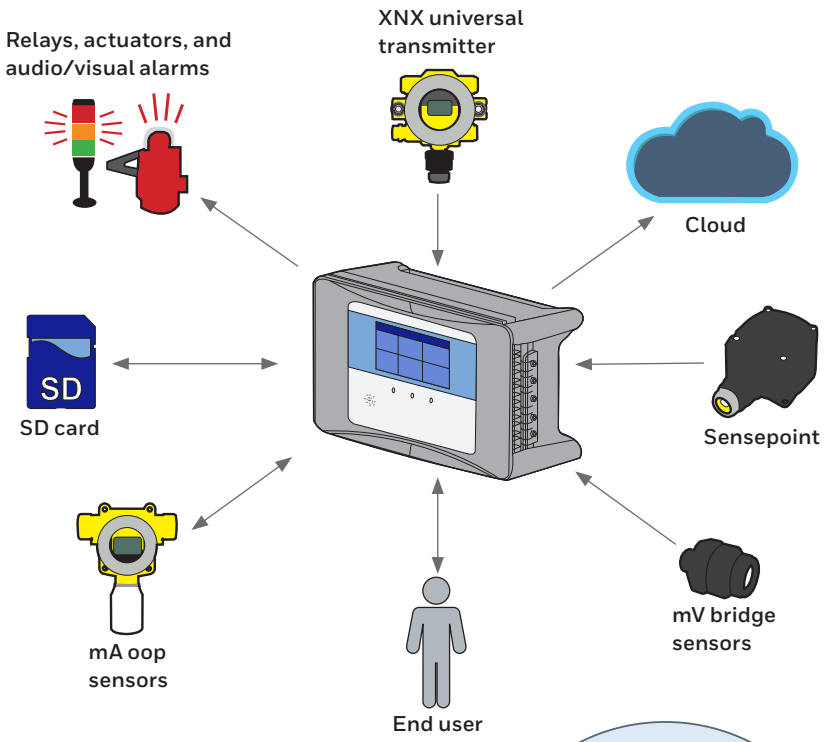

TYPICAL EXAMPLE OF A SMALL GAS DETECTION SYSTEM USING TOUCHPOINT PLUS

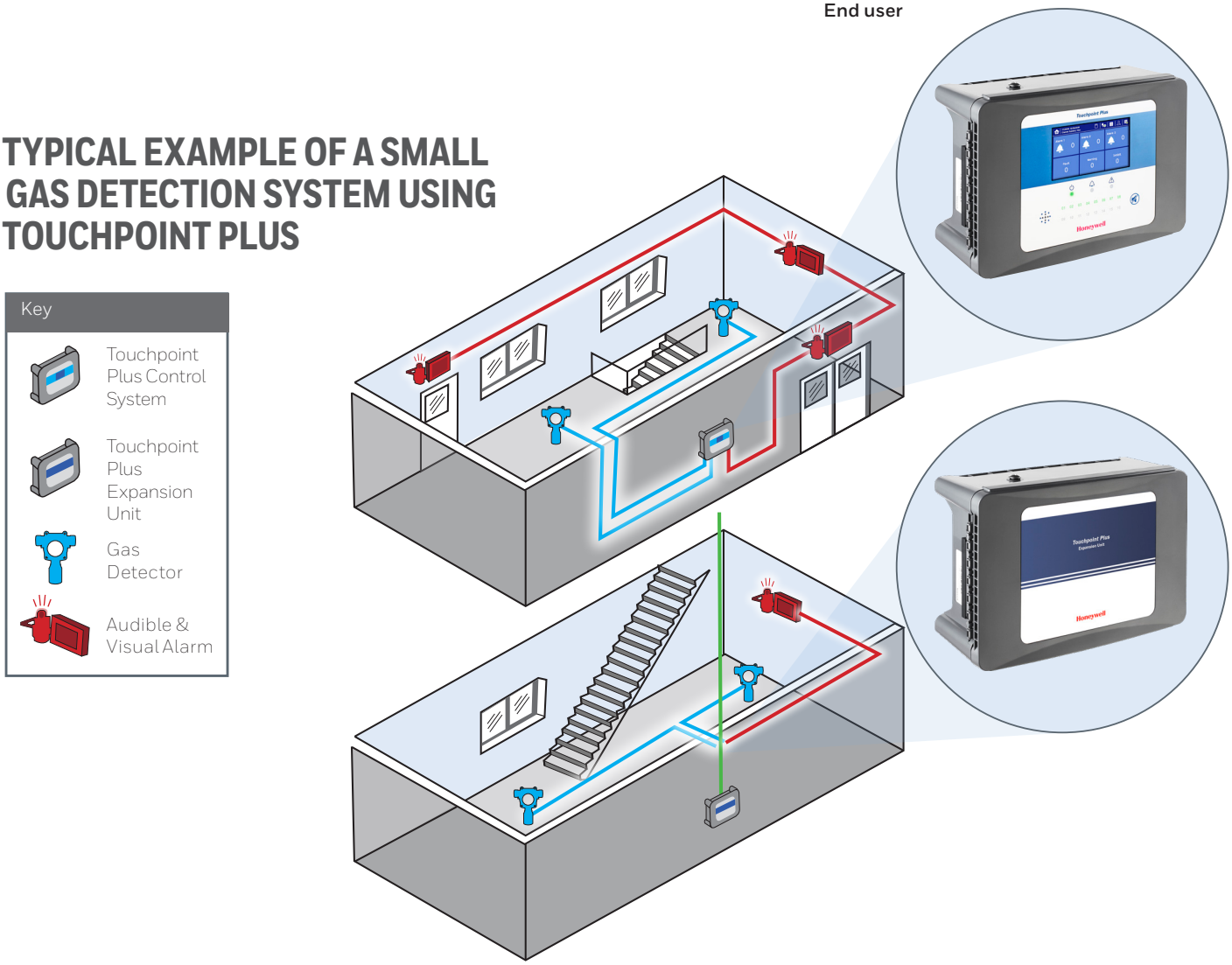

Designed for Speed and Reliability

Made of high-impact polymer plastic, Touchpoint™ Plus is versatile and durable. It is dustproof and waterproof, and has been tested to withstand the toughest operating environments, both indoors and out. So you can count on the Touchpoint Plus to stand up to the challenges of industrial environments, from mechanical rooms to chemical plants.

Touchpoint Plus is supplied with pre-drilled and sealed cable entries and a unique tiered internal arrangement providing ease of access to save installers time and money.









1. Main module
2. Input module
3. Relay output module
4. mA output module
5. Power supply
6. Display module
7. Touchscreen
8. Backup battery
9. Modbus TCP/Web
10. Modbus RTU

System Configuration Options

Provided As Standard

- Dedicated powered audiovisual alarm drives
- Common alarm outputs, one for fault and two configurable
- Datalogging to SD card
- Remote reset and inhibit inputs

Options

- Choice of AC or DC supply voltage
- Optional backup battery
- Choice of inputs: 2, 4 , or 8 mA; 2, 4 , or 8 mV; 2 mA and 2 mV; 4 mA and 4 mV
- Optional expansion unit for up to 16 inputs
- Choice of 12 or 24 relay outputs
- Choice of 4 or 8 mA outputs
- Optional RS485 Modbus RTU
- Optional TCP/IP Modbus/HTTP

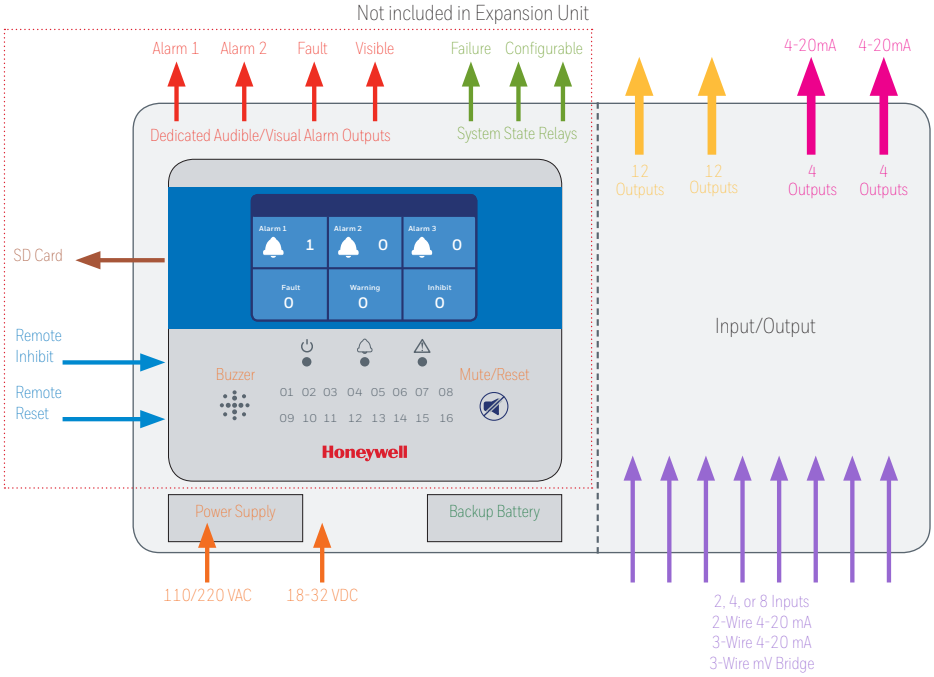

Installation

Quick and easy installation – designed to save you time and money

Touchpoint™ Plus can be directly wall-mounted, or, for an easier 1-man installation, simply use the optional mounting plate. Open the hinged front cover to find plenty of space for wiring and a unique tiered terminal arrangement for easy access. Cable entries are pre-drilled and sealed ready to use reducing installation time and cost further.

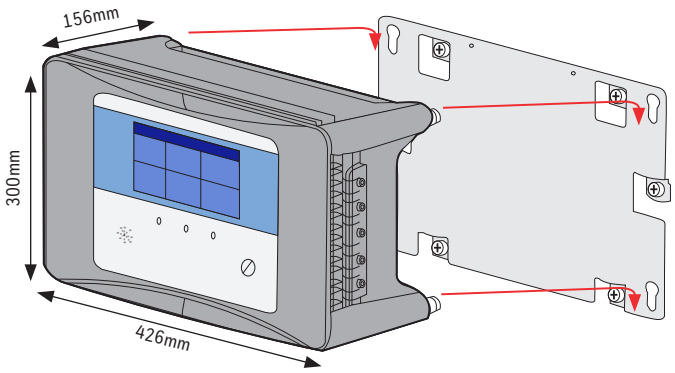

Optional Mounting Plate

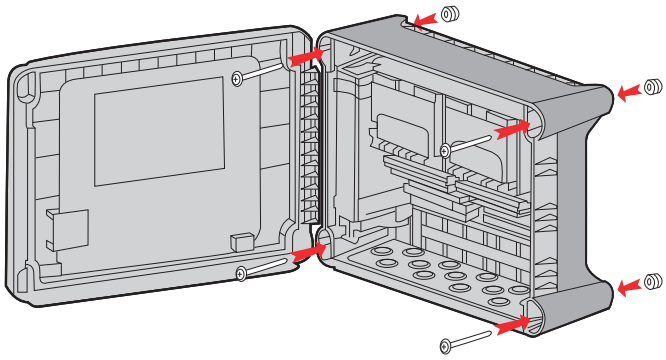

Touchpoint Plus is supplied with 13 pre-drilled and sealed cable entries for PG16/M20 glands.

Direct Surface Mounting

Sensor Connection – Compatible with a wide range of field devices

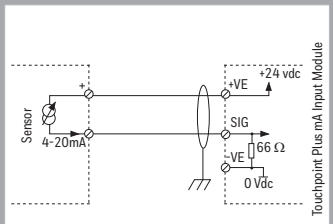

2-Wire Loop Powered

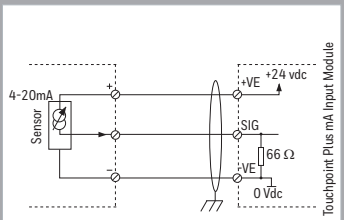

3-Wire Current Source

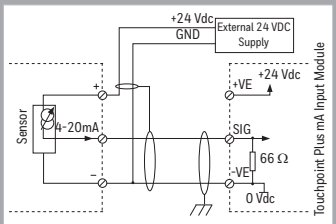

3-Wire Externally Powered

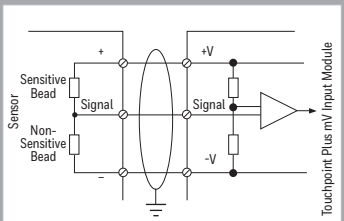

3-Wire mV Bridge

AVAILABLE GAS DETECTORS		
Sensepoint Signalpoint 705 Searchpoint Optima Plus	Simple devices, intrusive configuration, power up to 8 devices directly from Touchpoint Plus	
Sensepoint XCD Series 3000 MkII/MKIII RAEGuard II PID IAQPoint2	Enhanced devices, non-intrusive local operation, in-field adjustment, power up to 8 devices directly from Touchpoint Plus	
XNX Universal Transmitter Searchline Excel E3Point, EC F9, IR F9	High-integrity devices, specialized configuration, in-field adjustment, monitor up to 8 devices with external power as required	

Note: Other field devices available on request. Some devices are not available in all regions.

GENERAL SPECIFICATION	
Capacity	Up to 8 channels with base unit, up to 16 channels with expansion unit
Input Type	2- or 3-wire, mA, mV, max. 15 W per channel, max. 40 W total (with dedicated A/V drive)/68 W total (without dedicated A/V drive)
Size (Wall-Mounted Version)	426 mm × 300 mm × 156 mm (16.8" x 11.8" x 6.1")
Housing Material	Polycarbonate ABS
Weight	Max. 8.5 kg (18.7 lb), max. 17 kg (37.4 lb) with expansion unit
User Interface (UI) - Controller Only	
Display	7" color LCD touchscreen. Graphic User Interface
Visual Indicators	3 LEDs for master indicators. LED for each channel. Green: Normal; Yellow: Fault: Inhibit; Red: Alarm
Audible Alarm	≥ 70dB @ 1 m (3.28 ft)
Button	Common for reset/mute operation
Language	English, French, German, Italian, Dutch, Spanish, Portuguese, Russian, Chinese
Power Supply*	
AC Power	110/220 VAC, 50-60 Hz Manual switching
DC Power	18 to 32 VDC (+/-10%) Typical 24 VDC
Power Consumption	Max. 105 W (including detector and external devices), max. 210 W with expansion unit
Environmental	
Operating	-10 °C to +55 °C (14 °F to +131 °F) continuous, up to 95% RH (non-condensing), IP65, and NEMA 4X
Storage	Instrument -25 °C to +60 °C (-13 °F to + 140 °F), up to 95% RH (non-condensing)
Available I/O Modules	
4-20mA Input	2- or 3-wire, 2/4/8 channel modules, 10/12/16 with expansion unit

GENERAL SPECIFICATION	
Available I/O Modules (continued)	
mV Input	Catalytic-type flammable gas detectors (Honeywell models). 2-/4-/8-channel modules, 10/12/16 with expansion unit
Dual Input	2-channel mA + 2-channel mV module or 4-channel mA + 4-channel mV module
Relay Output	12 or 24 relay outputs, NO/C/NC changeover, 1.7 A @ 30 VDC/250 VAC, user-configurable - energized/de-energized, latching/non-latching, time delay
4-20mA Output	4 or 8 isolated repeated mA outputs, 0-22 mA, 0-100% FSD = 4-20 mA
Common Inputs	Remote reset, remote inhibit
Common Outputs	4 powered A/V outputs for alarms and fault, 3 common alarm outputs
Approvals	
Electromagnetic Compatibility and Electrical Safety	EMC/RFI (EN 50270:2015) LVD (EN 61010-1:2010) CSA-C22.2 No. 61010-1-04 UL 61010-1 (3rd Edition) and 508
Performance	EN 50271:2010; EN 60079-29-1:2007/2016; EN 45544-1 /-2/-3:2015; EN 50104:2010 C22.2 No. 152-M1984, ISA 12.13.01
Safety Integrity	IEC 61508:2010 Ed.2 SIL2, EN 50271:2010
Hazardous Location	Class I, Division 2, Group A, B, C, and D, or non-hazardous only
Marine	MED (Item No.: 3.54)
Others	
Backup Battery	22.2 V Lithium Ion Battery, 2600 mAh capacity (>30 minutes for typical system)
Datalogging	Configuration, logged events, and data
Communication	MODBUS TCP, WEB monitoring, and MODBUS RTU

* Basic and expansion units each require a power supply
** Not available in expansion unit

ORDERING INFORMATION

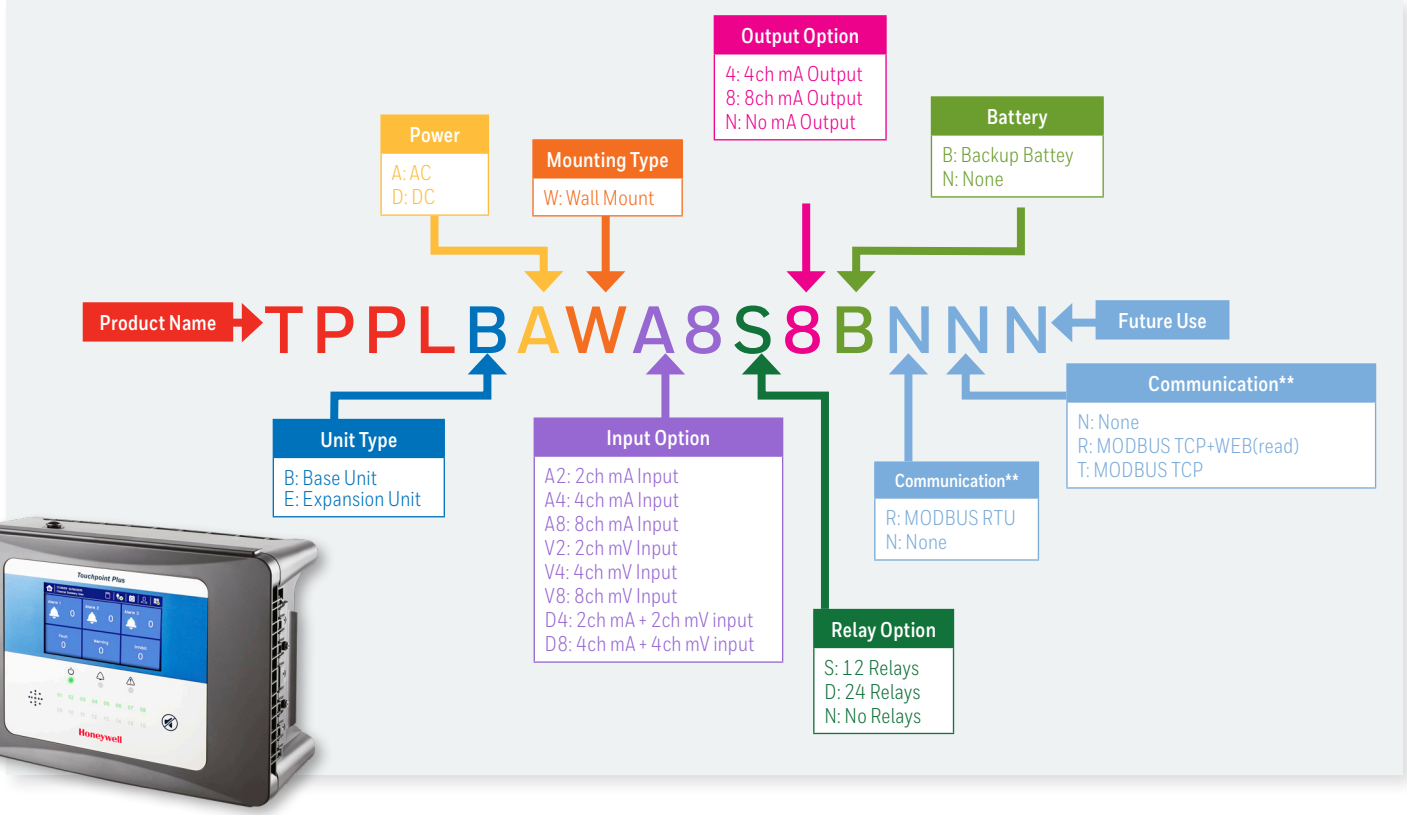

For more information

www.honeywellanalytics.com
www.raesystems.com

Europe, Middle East, Africa

Life Safety Distribution GmbH
Tel: 00800 333 222 44 (Freephone number)
Tel: +41 44 943 4380 (Alternative number)
Middle East Tel: +971 4 450 5800 (Fixed Gas Detection)
Middle East Tel: +971 4 450 5852 (Portable Gas Detection)

Asia Pacific

Honeywell Industrial Safety
Tel: +82 (0) 2 6909 0300
India Tel: +91 124 4752700
China Tel: +86 10 5885 8788 3000
analytics.ap@honeywell.com

Americas

Honeywell Analytics Distribution Inc.
Tel: +1 847 955 8200
Toll free: +1 800 538 0363
RAE Systems by Honeywell
Phone: 408 952 8200
Toll free: 1 888 723 4800

Technical Support

EMEA: HAexpert@honeywell.com
US: ha.us.service@honeywell.com
AP: ha.ap.service@honeywell.com

Please Note:
While every effort has been made to ensure accuracy in this publication, no responsibility can be accepted for errors or omissions. Data may change, as well as legislation, and you are strongly advised to obtain copies of the most recently issued regulations, standards, and guidelines. This publication is not intended to form the basis of a contract.

Touchpoint Plus Datasheet | Rev 4 | 02/19

© 2019 Honeywell International Inc.

Honeywell